

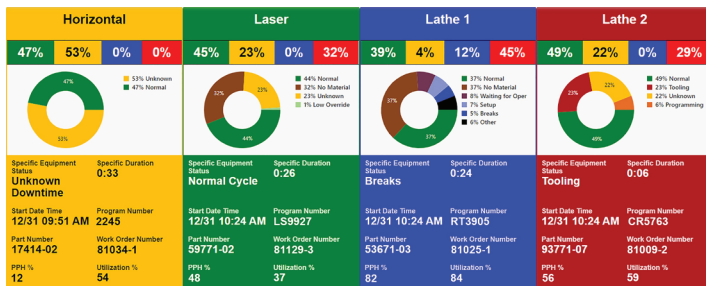
## Manufacturing Dashboards

### Manufacturing Issues Solved

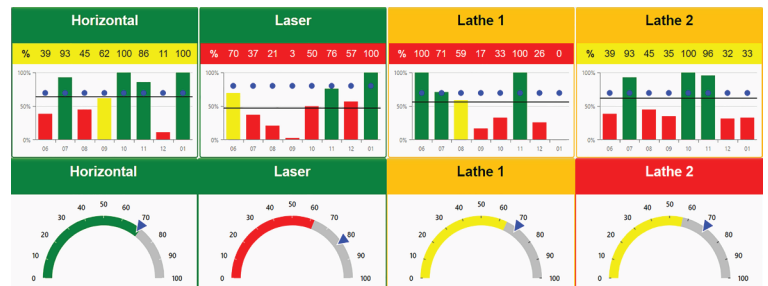
Without proper visibility, stoppages, changeovers, unplanned downtime, and other disruptions can last longer than necessary. Real-time manufacturing dashboards help minimize this impact by delivering immediate access to key metrics, along with summaries and detailed insights, for shop floor personnel and management alike. These dashboards act as a visual communication layer, transforming raw machine data into actionable information. To be truly effective, dashboards must provide real-time visibility while also offering access to historical data for meaningful comparison and analysis. Flexibility, scalability, and user-level configuration are essential, as data needs and usage naturally evolve over time. With multiple configurable dashboards, DataXchange enables manufacturers to visualize the data they need today while providing the foundation to grow and adapt alongside their operations.

### Dashboards That Serve a Purpose

Collected shop floor data only delivers value when it's visible and actionable. DataXchange solves this by providing a variety of user-configurable dashboards that highlight the insights needed to drive improvement. Each DataXchange dashboard can be designed to display the right level of detail for its specific environment, whether that means high-level metrics or more in-depth operational data by incorporating DataXchange charts, reports and more. When manufacturing data is accessible across the organization, teams can make faster decisions, streamline workflows, and improve the speed and clarity of communication. DataXchange offers many different manufacturing dashboards including **The Real Time Equipment View** and **The Real Time Viewer (RTV)** and more.



**Real Time Equipment View** showing machine status and other user demanded details.



**Utilization Grid** showing user set goals for utilization against actual utilization rates reported by DataXchange.

## Visual Manufacturing


With DataXchange machine monitoring, everyone from shop floor operators to C-suite executives can access manufacturing dashboards anytime, anywhere. Dashboards can be viewed both on-site and remotely across a wide range of devices, including smartphones, tablets, laptops, desktop computers, and even televisions. For optimal visibility on the shop floor, DataXchange dashboards are best displayed using a mini-PC connected directly to a television via HDMI.



## Data Meaningful to Your Production Environment

Dashboards that provide real-time manufacturing information to staff at all levels, from operators to upper management, are imperative because the information presented on the dashboards enables all stakeholders to gain a greater understanding of the business. In terms of benefits, the number one thing to do with data from a machine monitoring system to get value, is to expose the data to everyone. DataXchange offers a unique and streamlined way of creating your manufacturing dashboards inside of **Data Display**, the browser and mobile based reporting application for DataXchange. Manufacturers have the ability to configure and arrange their manufacturing dashboards to their heart's content with the needed DataXchange charts and reports and other useful items like Power Bi dashboards, Microsoft documents, maintenance related information, and web pages. There are many benefits provided by DataXchange's manufacturing including...

Accurate, real-time data can be shared across all levels of the shop floor, ensuring everyone has access to the information they need. This improved visibility helps eliminate information silos, enhances communication, and encourages stronger teamwork among personnel. With data that is easy to incorporate into daily routines and presented in a clean, visual format, teams can make more informed decisions while reducing bias from manually collected data. Ultimately, this approach helps drive a culture of transparency and continuous improvement across the shop floor.



**RTV Shop Floor Layout**- showing real time machine status and other user demanded production metrics.